





Table 1. Number of each species counted in five quadrats along Transect 1 (T1).

		Quadrat 1	Quadrat 2	Quadrat 3	Quadrat 4	Quadrat 5
Species A						
Species B						
Species C						
Species D						
N						
D						

N = Total number of organisms counted in quadrat

D = Simpson's Index